


ILFMT5 - IN-LINE SHAFTLESS FLOOR MOUNTED TAKE UP

Custom Designed for Plastic Pipe Underwinding





Standard Features:


- Reel size up to 72" - 120" OD X 12" - 50" wide
- 5,000 lbs lift capacity
- Dual 3 HP AC vector variable speed and torque drive
- 0 - 15 RPM / 117 FPM / 30" core, 0 - 15 RPM / 140 FPM / 36" core, 0 - 15 RPM / 165 FPM / 42" core
- 480V, 3 phase
- AC vector precision following automatic ball screw levelwind
- Hydraulic powered lifting and pintle positioning
- 2 1/2" diameter stub shaft with tapered core bushings 1 1/4" to 4" diameter
- Standard 3" and 4" cone bushings available
- Color HMI

ILFMT5 - IN-LINE SHAFTLESS FLOOR MOUNTED TAKE UP

Custom Designed for Plastic Pipe Underwinding




SAFETY LOCKING GATE



DESIGNED FOR PIPE STEEL REELS

Options:

- Safety cage with safety locking gate
- Large drive motors as required
- Different colors available
- Variety of safety systems customized
- Wireless remote controls
- Tail winch to pull material into machine
- Pneumatic material clamping in traverse tube
- Full material breaking in traverse tube



TAIL WINCH TO START PIPE